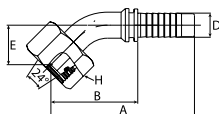
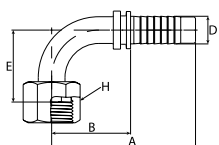


**VÝHODNÁ
CENA!**

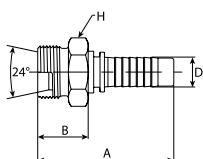
Koncovky EXC pro hadice s 1/2-oplety



Kolena 45°, těžká řada - vnitřní závit DIN 24°, s o-kroužkem						
Obj. č.	Hadice D DN	Závit DIN 24°	A (mm)	B (mm)	E (mm)	H (mm)
EMH-F45-166	6 mm	M16 × 1,5	78,0	50,0	17,0	19,0
EMH-F45-186	6 mm	M18 × 1,5	76,5	48,5	17,0	22,0
EMH-F45-208	8 mm	M20 × 1,5	78,0	50,0	20,0	24,0
EMH-F45-1810	10 mm	M18 × 1,5	87,0	57,0	17,0	22,0
EMH-F45-2010	10 mm	M20 × 1,5	87,0	57,0	17,0	24,0
EMH-F45-2210	10 mm	M22 × 1,5	87,0	59,0	19,0	27,0
EMH-F45-2412	12 mm	M24 × 1,5	98,5	66,5	22,0	30,0
EMH-F45-3016	16 mm	M30 × 2,0	99,0	64,5	26,0	36,0
EMH-F45-3020	20 mm	M30 × 2,0	103,5	64,0	27,0	36,0
EMH-F45-3620	20 mm	M36 × 2,0	109,5	70,0	28,0	46,0
EMH-F45-3625	25 mm	M36 × 2,0	142,0	88,5	38,0	46,0
EMH-F45-4225	25 mm	M42 × 2,0	142,5	89,0	38,0	50,0



Kolena 90°, těžká řada - vnitřní závit DIN 24°, s o-kroužkem						
Obj. č.	Hadice D DN	Závit DIN 24°	A (mm)	B (mm)	E (mm)	H (mm)
EMH-F90-166	6 mm	M16 × 1,5	53,5	25,5	31,0	19,0
EMH-F90-186	6 mm	M18 × 1,5	57,0	29,0	29,0	22,0
EMH-F90-208	8 mm	M20 × 1,5	56,5	28,5	33,0	24,0
EMH-F90-1810	10 mm	M18 × 1,5	63,5	33,5	33,5	22,0
EMH-F90-2010	10 mm	M20 × 1,5	63,5	33,5	33,5	24,0
EMH-F90-2210	10 mm	M22 × 1,5	63,5	33,5	42,0	27,0
EMH-F90-2412	12 mm	M24 × 1,5	73,0	41,0	43,0	30,0
EMH-F90-3016	16 mm	M30 × 2,0	82,5	48,0	48,0	36,0
EMH-F90-3020	20 mm	M30 × 2,0	89,5	50,0	28,0	36,0
EMH-F90-3620	20 mm	M36 × 2,0	89,5	50,0	58,0	46,0
EMH-F90-3625	25 mm	M36 × 2,0	126,5	73,0	70,0	46,0
EMH-F90-4225	25 mm	M42 × 2,0	126,5	73,0	70,0	50,0



Koncovky DIN 24°, těžká řada - vnější závit					
Obj. č.	Hadice D DN	Závit DIN 24°	A (mm)	B (mm)	H (mm)
EMH-M-166	6 mm	M16 × 1,5	53,5	25,5	17,0
EMH-M-186	6 mm	M18 × 1,5	54,5	26,5	19,0
EMH-M-208	8 mm	M20 × 1,5	55,0	27,0	22,0
EMH-M-1810	10 mm	M18 × 1,5	57,0	27,0	19,0
EMH-M-2010	10 mm	M20 × 1,5	57,0	27,0	22,0
EMH-M-2210	10 mm	M22 × 1,5	59,0	29,0	22,0
EMH-M-2412	12 mm	M24 × 1,5	62,5	30,5	24,0
EMH-M-3016	16 mm	M30 × 2,0	68,0	33,5	30,0
EMH-M-3020	20 mm	M30 × 2,0	73,5	34,0	30,0
EMH-M-3620	20 mm	M36 × 2,0	77,2	37,7	36,0
EMH-M-3625	25 mm	M36 × 2,0	92,0	38,5	36,0
EMH-M-4225	25 mm	M42 × 2,0	94,0	40,5	46,0