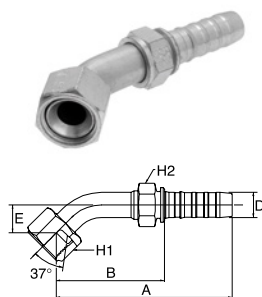


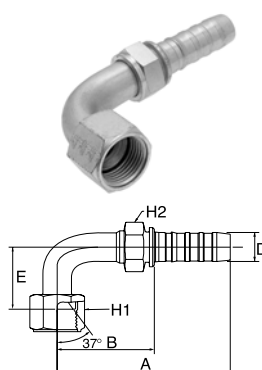
Koncovky Global Spiral se závitů JIC 37°

3



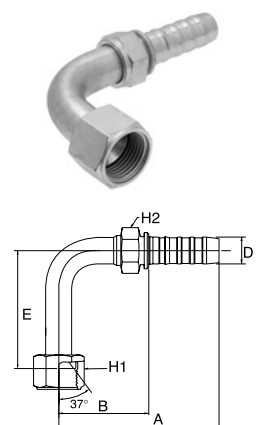
Kolena 45° s vnitřním závitem JIC 37°, s o-kroužkem, otočná							
Obj. č.	Hadice D DN	Závit JIC 37°	A (mm)	B (mm)	E (mm)	H1 (mm)	H2 (mm)
GJ-F45-91610	10 mm	UNF 9/16"-18	82,0	46,2	11,0	19,1	19,1
GJ-F45-3410	10 mm	UNF 3/4"-16	93,0	57,2	15,0	22,2	19,1
GJ-F45-3412	12 mm	UNF 3/4"-16	94,0	56,5	15,0	22,2	22,2
GJ-F45-7812	12 mm	UNF 7/8"-14	91,0	53,5	16,0	27,0	22,2
GJ-F45-7816	16 mm	UNF 7/8"-14	113,0	63,0	18,0	27,0	30,0
GJ-F45-171616	16 mm	UN 1 1/16"-12	122,0	71,7	21,0	31,8	25,4
GJ-F45-171620	20 mm	UN 1 1/16"-12	130,0	79,0	21,0	31,8	28,6
GJ-F45-211620	20 mm	UN 1 5/16"-12	137,0	86,0	24,0	38,1	28,6
GJ-F45-211625	25 mm	UN 1 5/16"-12	152,0	95,6	24,0	38,1	38,1
GJ-F45-13825	25 mm	UN 1 5/8"-12	164,0	107,6	25,0	50,8	38,1
GJ-F45-13832	32 mm	UN 1 5/8"-12	180,0	108,9	38,0	50,8	47,6
GJ-F45-15840	40 mm	UN 1 7/8"-12	233,0	159,5	50,0	60,0	55,0
GJ-F45-2550	50 mm	UN 2 1/2"-12	267,0	175,5	65,0	75,0	65,0

Poznámka: pro rozměry 10 až 32 mm je pracovní tlak 420 bar



Kolena 90°, krátké provedení, s vnitřním závitem JIC 37°, s o-kroužkem, otočná							
Obj. č.	Hadice D DN	Závit JIC 37°	A (mm)	B (mm)	E (mm)	H1 (mm)	H2 (mm)
GJ-F90S-91610	10 mm	UNF 9/16"-18	79,0	43,2	23,0	19,1	19,1
GJ-F90S-3412	12 mm	UNF 3/4"-16	86,0	48,6	29,0	22,2	22,2
GJ-F90S-7812	12 mm	UNF 7/8"-14	92,0	54,5	32,0	27,0	22,2
GJ-F90S-171612	12 mm	UN 1 1/16"-12	111,0	73,5	48,0	31,8	22,2
GJ-F90S-7816	16 mm	UNF 7/8"-14	111,0	43,3	36,0	27,0	30,0
GJ-F90S-171620	20 mm	UN 1 1/16"-12	119,0	68,0	48,0	31,8	28,6
GJ-F90S-211620	20 mm	UN 1 5/16"-12	135,0	84,0	56,0	38,1	28,6
GJ-F90S-211625	25 mm	UN 1 5/16"-12	144,0	87,6	56,0	38,1	38,1
GJ-F90S-13832	32 mm	UN 1 5/8"-12	174,0	102,9	64,0	50,8	47,6

Poznámka: pro rozměry 10 až 32 mm je pracovní tlak 420 bar



Kolena 90°, střední provedení, s vnitřním závitem JIC 37°, s o-kroužkem, otočná							
Obj. č.	Hadice D DN	Závit JIC 37°	A (mm)	B (mm)	E (mm)	H1 (mm)	H2 (mm)
GJ-F90M-3410	10 mm	UNF 3/4"-16	91,0	55,2	41,0	22,2	19,1
GJ-F90M-3412	12 mm	UNF 3/4"-16	92,0	54,6	41,0	22,2	22,2
GJ-F90M-7812	12 mm	UNF 7/8"-14	89,0	51,5	47,0	27,0	22,2
GJ-F90M-7816	16 mm	UNF 7/8"-14	107,0	57,0	47,0	27,0	30,0
GJ-F90M-171616	16 mm	UN 1 1/16"-12	121,0	70,7	58,0	31,8	25,4
GJ-F90M-171620	20 mm	UN 1 1/16"-12	119,0	68,0	58,0	31,8	28,6
GJ-F90M-191620	20 mm	UN 1 3/16"-12	141,0	90,0	60,0	34,9	28,6
GJ-F90M-211620	20 mm	UN 1 5/16"-12	135,0	84,0	71,0	38,1	28,6
GJ-F90M-211625	25 mm	UN 1 5/16"-12	144,0	87,6	71,0	38,1	38,1
GJ-F90M-13832	32 mm	UN 1 5/8"-12	174,0	102,9	78,0	50,8	47,6
GJ-F90M-15840	40 mm	UN 1 7/8"-12	212,0	138,4	89,0	60,0	55,0
GJ-F90M-2550	50 mm	UN 2 1/2"-12	272,0	179,7	140,0	75,0	65,0

Poznámka: pro rozměry 10 až 32 mm je pracovní tlak 420 bar